


Make your own Flash Cards_01 FRONT

GRADE 1

1_Copy twice. 2_Laminate (optional). 3_Cut into cards.

5_Go to easylearnmusic.com/flashcards to find the directions on how to play the games. Have fun!



1_Copy twice. 2_Laminate (optional). 3_Cut into cards.

5_Go to easylearnmusic.com/flashcards to find the directions on how to play the games. Have fun!

	<h2>dotted crotchet</h2> <p>A dotted crotchet (or dotted quarter note) equals 1 1/2 crotchet beats. A dot lengthens a note by half its normal value.</p>	<h2>crotchet</h2> <p>A crotchet equals one crotchet beat and is also called a quarter note.</p>	<h2>quaver rest</h2> <p>A quaver rest (or eighth note rest) equals half a crotchet beat of silence.</p>
	<h2>two quavers</h2> <p>Quavers (or eighth notes) can be joined together.</p>	<h2>quaver</h2> <p>A quaver equals half a crotchet beat and is also called an eighth note.</p>	<h2>quaver rest</h2> <p>A quaver rest (or eighth note rest) equals half a crotchet beat of silence.</p>
	<h2>dotted minim</h2> <p>A dotted minim (or dotted half note) equals 3 crotchet beats. A dot lengthens a note by half its normal value.</p>	<h2>minim</h2> <p>A minim equals two crotchet beats and is also called a half note.</p>	<h2>quaver rest</h2> <p>A quaver rest (or eighth note rest) equals half a crotchet beat of silence.</p>
	<h2>semibreve</h2> <p>A semibreve equals four crotchet beats and is also called a whole note.</p>	<h2>minim</h2> <p>A minim equals two crotchet beats and is also called a half note.</p>	<h2>quaver rest</h2> <p>A quaver rest (or eighth note rest) equals half a crotchet beat of silence.</p>

1_Copy twice. 2_Laminate (optional). 3_Cut into cards.

5_Go to easylearnmusic.com/flashcards to find the directions on how to play the games. Have fun!

4 3



3



4 4



4



6



4



adagio



4 2



1_Copy twice. 2_Laminate (optional). 3_Cut into cards.

5_Go to easylearnmusic.com/flashcards to find the directions on how to play the games. Have fun!

crotchet
rest

A crotchet rest (or quarter
note rest) equals one crotchet
beat of silence.

simple
triple

Simple triple time equals
3 crotchet beats per bar.

minim rest

A minim rest (or half note rest)
equals two crotchet beats
of silence.

simple
quadruple

Simple Quadruple time equals
4 crotchet beats per bar.

whole bar
rest

A whole bar rest equals one
whole bar of silence in any
time signature. It changes on
its value depending on
the time signature.

common
time

Common time or
simple quadruple time equals
4 crotchet beats per bar.

simple
duple

Simple duple time equals
2 crotchet beats per bar.

slowly

1_Copy twice. 2_Laminate (optional). 3_Cut into cards.

5_Go to easylearnmusic.com/flashcards to find the directions on how to play the games. Have fun!

andante



moderato



allegro



presto



accelerando



rallentando



ritardando



ritenuto



1_Copy twice. 2_Laminate (optional). 3_Cut into cards.

5_Go to easylearnmusic.com/flashcards to find the directions on how to play the games. Have fun!

at an easy
walking pace

gradually
becoming faster

ABBREVIATION: accel.

at a moderate
speed

gradually
becoming slower

ABBREVIATION: rall.

lively and fast

gradually
becoming slower

ABBREVIATION: ritard. or rit.

very fast

immediately
slower or
held back

ABBREVIATION: riten. or rit.

1_Copy twice. 2_Laminate (optional). 3_Cut into cards.

5_Go to easylearnmusic.com/flashcards to find the directions on how to play the games. Have fun!



allegretto



1_Copy twice. 2_Laminate (optional). 3_Cut into cards.

5_Go to easylearnmusic.com/flashcards to find the directions on how to play the games. Have fun!

return to
former speed

forte

loud

crescendo

Gradually becoming softer

ABBREVIATION: cres. or cresc.

piano

soft

decrescendo

Gradually becoming louder

ABBREVIATION:

decres. or decresc.

Also known as diminuendo

staccato

short and detached

diminuendo

Gradually becoming louder

ABBREVIATION: dim.

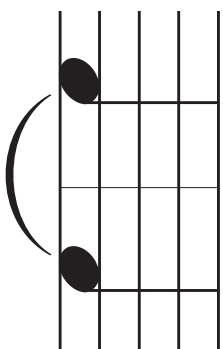
Also known as decrescendo

sharp

raises a note one semitone

1_Copy twice. 2_Laminate (optional). 3_Cut into cards.

5_Go to easylearnmusic.com/flashcards to find the directions on how to play the games. Have fun!



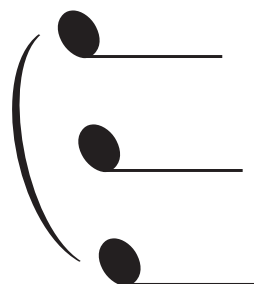

legato



staccato



accidental



1_Copy twice. 2_Laminate (optional). 3_Cut into cards.

5_Go to easylearnmusic.com/flashcards to find the directions on how to play the games. Have fun!

slur
A curved line joining 2 or more notes of different pitch and means to play them legato (smoothly & well connected).

accidental
an accidental is a sharp, flat or natural placed immediately before a note

natural
cancels a sharp or flat

flat
lowers a note one semitone

treble clef






short and detached
Staccato is shown by dots above or below the notes.

smooth and well connected
Legato is shown by a slur under or over notes.

tie
A curved line joining 2 notes of the same pitch and means to play the first note and hold it for the value of the second.

1_Copy twice. 2_Laminate (optional). 3_Cut into cards.

5_Go to easylearnmusic.com/flashcards to find the directions on how to play the games. Have fun!



1_Copy twice. 2_Laminate (optional). 3_Cut into cards.

5_Go to easylearnmusic.com/flashcards to find the directions on how to play the games. Have fun!


The image displays a grid of 16 flashcard templates for piano notes. Each card is designed with a pink background and features a large bass clef on the left. To the right of the clef is a piano keyboard with one specific note highlighted in blue. The letter for that note is printed in white. The notes and their corresponding letters are: A (A), B (B), C (C), D (D), E (E), F (F), and G (G). The letter 'C' is also labeled as 'middle' on the first card in the second row. The background of each card is decorated with musical notes, a treble clef, and a wavy line.

Make your own Flash Cards_01 FRONT

GRADE 1

1_Copy twice. 2_Laminate (optional). 3_Cut into cards.

5_Go to easylearnmusic.com/flashcards to find the directions on how to play the games. Have fun!







1_Copy twice. 2_Laminate (optional). 3_Cut into cards.

5_Go to easylearnmusic.com/flashcards to find the directions on how to play the games. Have fun!

The image displays a grid of 8 flashcards for piano notes. Each card is divided into four quadrants by a vertical and a horizontal dashed line. The top-left quadrant contains a large, stylized letter (A, B, C, D, E, F, G, or A). The top-right quadrant shows a piano keyboard with the corresponding key highlighted in blue. The bottom-left quadrant features musical notation: a treble clef with a note on the staff, and a bass clef with a note. The bottom-right quadrant contains a smaller version of the piano keyboard with the corresponding key highlighted in blue. The background of each card is a vibrant pink with decorative musical notes and patterns.

1_Copy twice. 2_Laminate (optional). 3_Cut into cards.

5_Go to easylearnmusic.com/flashcards to find the directions on how to play the games. Have fun!



1_Copy twice. 2_Laminate (optional). 3_Cut into cards.

5_Go to easylearnmusic.com/flashcards to find the directions on how to play the games. Have fun!





Make your own Flash Cards_01 FRONT

GRADE 1


1_Copy twice. 2_Laminate (optional). 3_Cut into cards.

5_Go to easylearnmusic.com/flashcards to find the directions on how to play the games. Have fun!



1_Copy twice. 2_Laminate (optional). 3_Cut into cards.


5_Go to easylearnmusic.com/flashcards to find the directions on how to play the games. Have fun!




1_Copy twice. 2_Laminate (optional). 3_Cut into cards.

5_Go to easylearnmusic.com/flashcards to find the directions on how to play the games. Have fun!

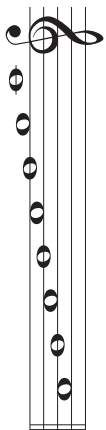
Which key
signature?



Which key
signature?







Which scale?



Which scale?



Which key
signature?



1_Copy twice. 2_Laminate (optional). 3_Cut into cards.

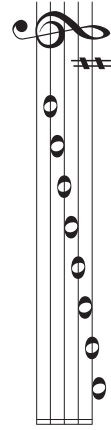
5_Go to easylearnmusic.com/flashcards to find the directions on how to play the games. Have fun!

<p>C major</p> <p>No sharps or flats. This is also the key signature for A minor.</p> 	<p>D</p> 	<p>F major</p> <p>One flat, B flat. This is also the key signature for D minor.</p> 	<p>G major</p> <p>One sharp, F sharp. This is also the key signature for E minor.</p> 
<p>C major scale</p> <p>This is the scale of: C major Ascending (going up) In the bass clef Using a key signature</p> 	<p>F major</p> 	<p>C major scale</p> <p>This is the scale of: C major Ascending (going up) In the treble clef Using a key signature</p> 	<p>D</p> 
<p>C major</p> <p>No sharps or flats. This is also the key signature for A minor.</p> 	<p>F major</p> 	<p>C major scale</p> <p>This is the scale of: C major Ascending (going up) In the treble clef Using a key signature</p> 	<p>G major</p> <p>One sharp, F sharp. This is also the key signature for E minor.</p> 
<p>C major</p> <p>No sharps or flats. This is also the key signature for A minor.</p> 	<p>D</p> 	<p>C major scale</p> <p>This is the scale of: C major Ascending (going up) In the treble clef Using a key signature</p> 	<p>F major</p> <p>One flat, B flat. This is also the key signature for D minor.</p> 

1_Copy twice. 2_Laminate (optional). 3_Cut into cards.

5_Go to easylearnmusic.com/flashcards to find the directions on how to play the games. Have fun!

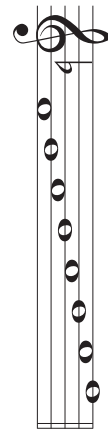
Which scale?




Which scale?



Which scale?



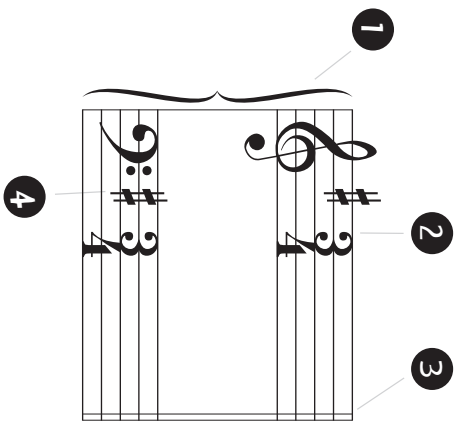
Which scale?



Semitone

Tone

Grand Stave Quiz



1_Copy twice. 2_Laminate (optional). 3_Cut into cards.

5_Go to easylearnmusic.com/flashcards to find the directions on how to play the games. Have fun!

F major scale

This is the scale of:
F major
Ascending (going up)
In the bass clef
Using a key signature

F major scale


This is the scale of:
F major
Ascending (going up)
In the treble clef
Using a key signature

G major scale

This is the scale of:
G major
Ascending (going up)
In the bass clef
Using a key signature

G major scale

This is the scale of:
G major
Ascending (going up)
In the treble clef
Using a key signature



A tone is two semitones.



A semitone is the distance from one note to the very next note, be it black or white.

Leger line

A leger line is a small line above or below the staff or which to write extra notes.

1. Brace or Bracket
2. Time Signature
3. Key Signature
4. Double Barline