

Bonus Worksheet

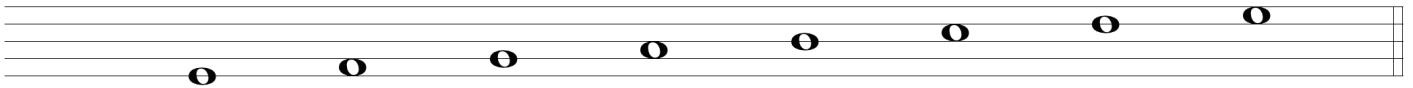
Scales Writing Practice 4

- Write the following scales on the staves below.
- Spread your notes evenly across the staff.
- Remember to follow the steps.


6 Steps to Successful Scale Writing

1. Clef
2. Double Bar Line
3. First Note
4. Last Note
5. Other notes, spread evenly
5. Key Signature or Accidentals (if needed)

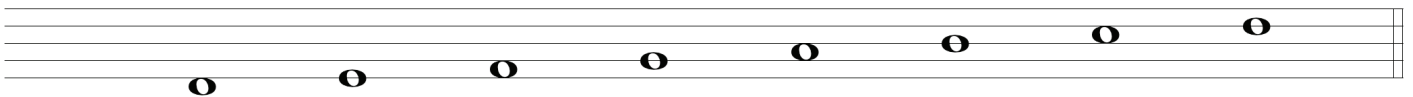
Add a clef & a key signature to make a G major scale.




Add a clef & a key signature to make a D major scale.



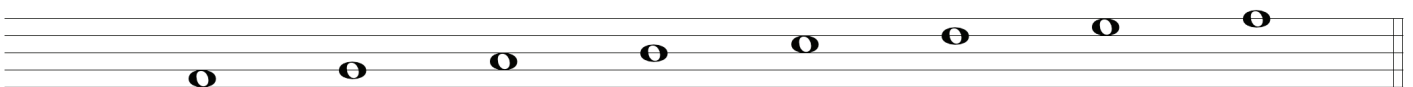
Add a clef & a key signature to make a F major scale.




Add a clef & a key signature to make a C major scale.




Add a clef & a key signature to make a F major scale.



Add a clef & a key signature to make a G major scale.



Add a clef & a key signature to make a C major scale.



Add a clef & a key signature to make a D major scale.

